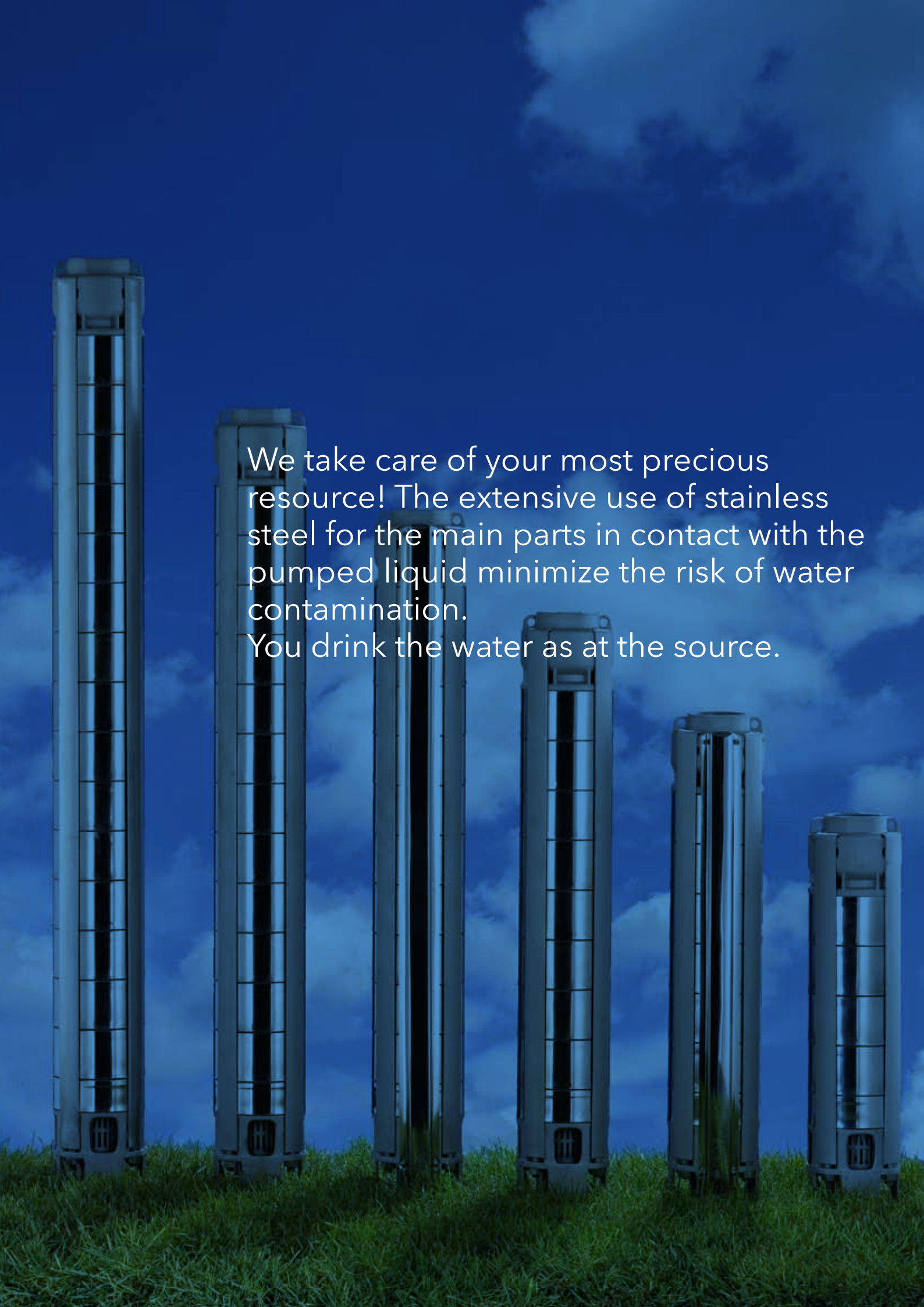




New Z6 Series

STAINLESS STEEL SUBMERSIBLE PUMPS FOR 6" WELLS

The image features six stainless steel water pumps of different heights, arranged in a descending line from left to right on a grassy field. The background is a clear blue sky with some light clouds. The pumps are cylindrical with a textured surface and a small circular opening at the bottom. The text is overlaid on the right side of the pumps.

We take care of your most precious resource! The extensive use of stainless steel for the main parts in contact with the pumped liquid minimize the risk of water contamination. You drink the water as at the source.

New Z6, your 6" Stainless Steel Pump



Increased Life Cycle Cost - lower energy consumption

No water contamination - No paint, no rust

High sand handling capability 100 g/m³

High pressure per stage - shorter pumps - Easy to handle and install

Modular design - easy and fast to maintain/repair

Pump water from deep wells (700 m)

Robust design - delivery head and motor connection made of cast Stainless Steel

Easy to connect - delivery connection standard 2" 1/2 -3" available 3" and 4" NPT

And more.

Different high grade materials available

High pressure pump (above 550 m head) reinforced by outer sleeve

Complete range in 50 Hz and 60 Hz

Motor connection for 4"-6" and 8" submersible motors

Delivery flange adapter

Work in horizontal and vertical position

Performances range.

Z612 delivery at BEP 12 m³/h - max head 700 m.

Z616 delivery at BEP 16 m³/h - max head 700 m.

Z622 delivery at BEP 22 m³/h - max head 700 m.

Z631 delivery at BEP 31 m³/h - max head 660 m.

Z646 delivery at BEP 46 m³/h - max head 630 m.

Z660 delivery at BEP 60 m³/h - max head 520 m.

The hydraulic design results in the maximum pressure per stage which reduces the length (less stages) and weight of the pump: Robust design- Easy to handle!

The delivery head made of precision cast Stainless Steel prevents and protects the pump from water hammer and ensures a rigid and safe connection to the pipe.

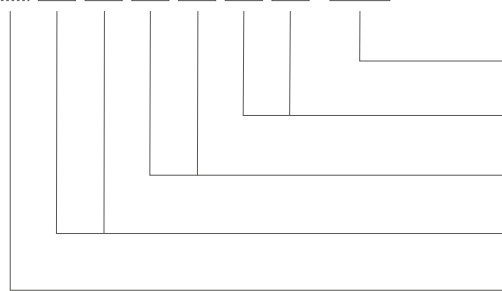
For an easy connection to the safety rope the delivery head is equipped with two safety hooks and two locking screws for the pipe to ensure your pump is always secure.

The motor adapter made of precision cast Stainless Steel ensures a robust and rigid connection to the motor " available for different motor connections, 4", 6" and 8" NEMA standard.



Identification code.

□ Z 6 1 2 0 8 6



Motor connection

Number of stages

Flow rate in m³/h

Pump type

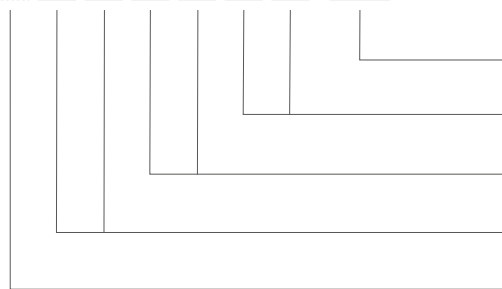
Null= 50 hz

6 = 60 Hz

Example:

6" Stainless Steel electric pump with 6" motor connection, flow rate 12 m³/h; 8 stages. The same pump, with special flange and coupling, coupled to a 4" motor, is identified as Z612 08-4

□ Z 6 1 2 0 8 L6W



Motor connection

Number of stages

Flow rate in m³/h

Pump type

Null= 50 hz

6 = 60 Hz

Example: Z612 08-L6W

6" Stainless Steel electric pump with 6" motor filled with cooling liquid, flow rate 12 m³/h; 8 stages WITH L6W MOTOR



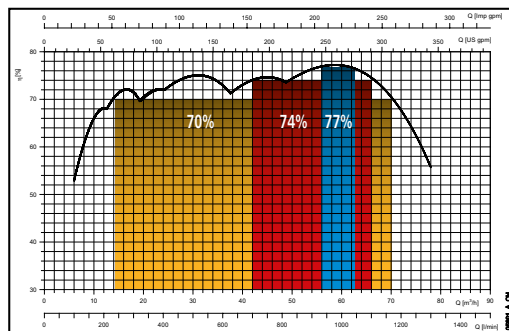
A combination of using tungsten carbide bearings, floating wear rings and protection of the shaft by the stainless steel sleeves ensures the best resistance to sand abrasion.

The design of the impellers manufactured in pressed Stainless Steel minimizes the momentum of inertia of the pumps ensuring a minimum torque requirement of the motor during the starting phase: longer life of the motors!

The Strips are designed to resist the maximum pump pressure and give the best stiffness to the unit.

Applications.

- Municipal water supply
- Irrigation
- Mines
- Fire fighting Booster sets
- Golf Turf Irrigation
- Water level control
- Fish farming



All the new Z6 series pumps offer a superior efficiency and therefore all points selected between 14 m³/h and 70 m³/h have always efficiency equal to or higher than 70% with a max efficiency of 77% within the overall Z6 range.

Reduced energy consumption!

Precision cast head - high protection against water hammer and ensures a rigid and safe connection to the delivery pipe

Bearing made of Tungsten Carbide that ensures the best shaft alignment in the worst conditions

Modular design with limited parts - easy to maintain

Improved design of the shaft grooves for easy and fast disassembling

Removable coupling, for easy repair and disassembling

Motor adapter made of cast Stainless Steel ensures a rigid connection to the motor. Available for 4"-6" and 8" motor connections

Safety hook - easy to connect the safety rope

Safety screws to lock the delivery pipe

Integrated non return valve

Integrated up thrust bearing

Suction part of the impeller with removable wear ring - low cost maintenance

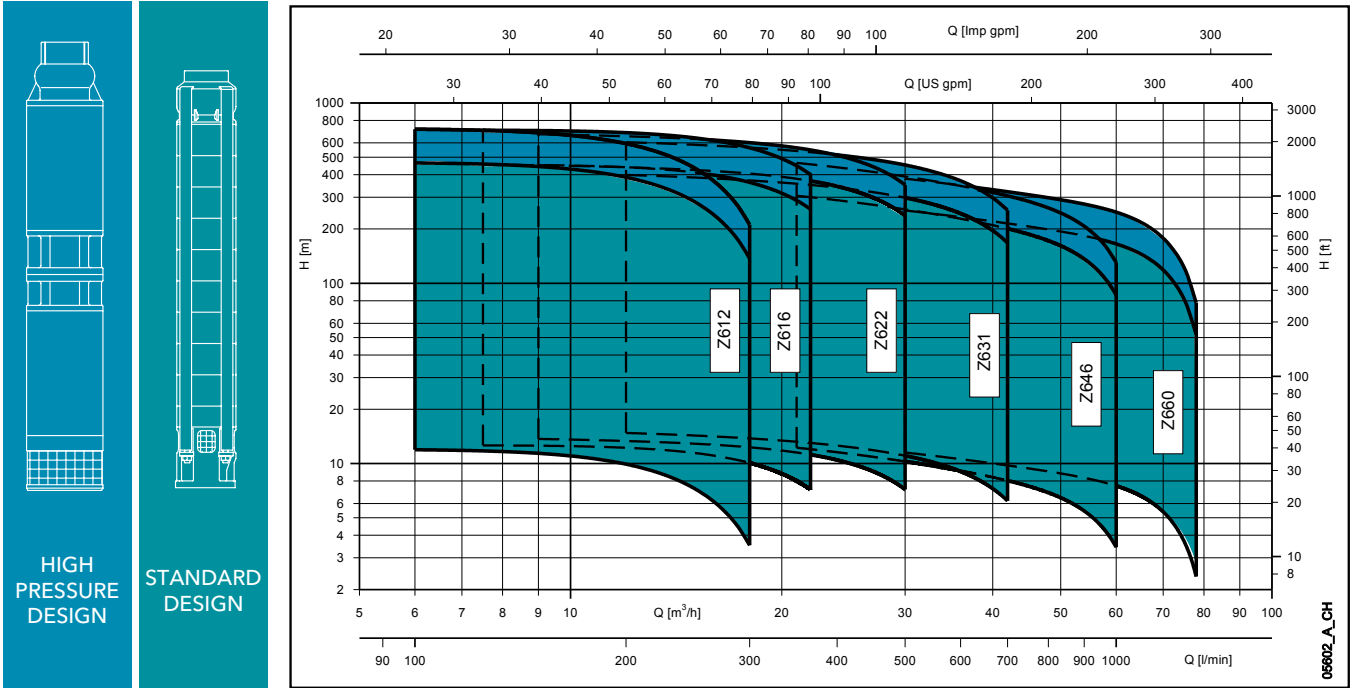
The pump shaft is protected by the Stainless Steel spacers

Strips designed to resist to the max pump pressure

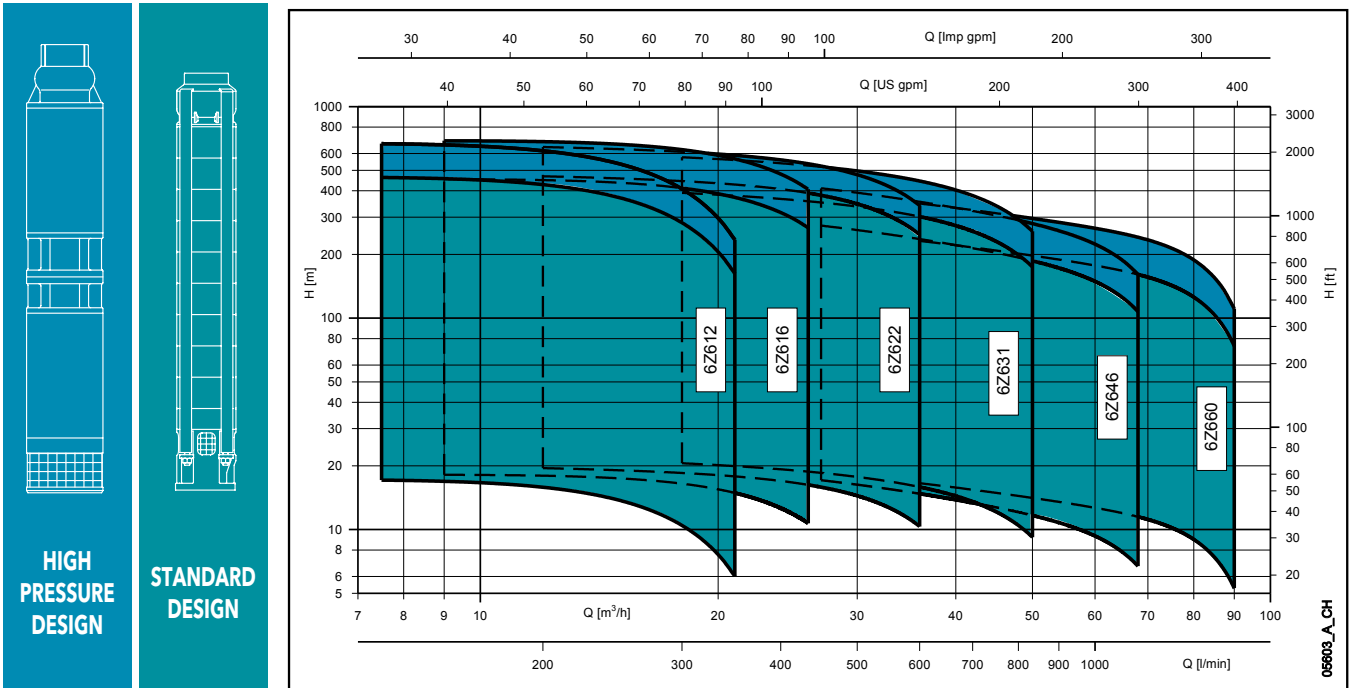
Pump bowl made in one single piece without external welding for a better resistance to the well environment and to the pump pressure



Z6 series operating characteristics at 50 hz.



Z6 series operating characteristics at 60 hz.




What can Xylem do for you?

Xylem /'zīləm/ 1) The tissue in plants that brings water upward from the roots; 2) a leading global water technology company.

We're 12,000 people unified in a common purpose: creating innovative solutions to meet our world's water needs. Developing new technologies that will improve the way water is used, conserved, and re-used in the future is central to our work. We move, treat, analyze, and return water to the environment, and we help people use water efficiently, in their homes, buildings, factories and farms. In more than 150 countries, we have strong, long-standing relationships with customers who know us for our powerful combination of leading product brands and applications expertise, backed by a legacy of innovation. For more information on how Xylem can help you, go to xylem.com.

www.xylem.com



LOWARA S.r.l. Unipersonale
Via Dott. Lombardi, 14
36075 Montecchio Maggiore
Vicenza - Italy
Tel. (+39) 0444 707111
Fax(+39) 0444 492166
e-mail: lowara.mkt@xylem.com
<http://www.lowara.com>
<http://completewatersystems.com/>

Lowara is a trademark of Xylem Inc. or one of its subsidiaries.
© 2011 Xylem, Inc.